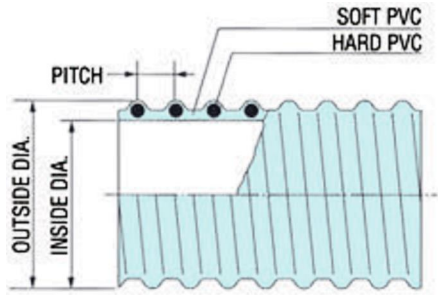


# Kanalite Flex CL (100CL)

General water suction and discharge hose



## SPECIFICATIONS

**Temp. Range:** -13°F to 140°F

**Applications:** General water suction hose

**Construction:** Flexible PVC, rigid PVC helix, smooth bore, corrugated O.D.

**Note:** Not a food-grade hose

## AVAILABLE SIZES

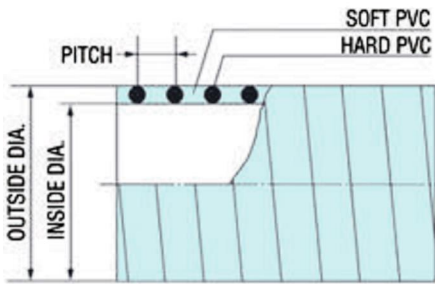
| Inside Dia. Inches | Outside Dia. Inches | Pitch Inches | Minimum Bend Radius 72°F, Inches | Working Pressure 72°F, P.S.I. | Vacuum Rating 72°F, In Hg | Weight Lbs/Ft | Standard Length Ft |
|--------------------|---------------------|--------------|----------------------------------|-------------------------------|---------------------------|---------------|--------------------|
| 1                  | 1.25                | 0.30         | 1.5                              | 50                            | 29.8                      | 0.18          | 100                |
| 1-1/4              | 1.52                | 0.33         | 2.0                              | 45                            | 29.8                      | 0.22          | 100                |
| 1-1/2              | 1.81                | 0.35         | 2.5                              | 45                            | 29.8                      | 0.35          | 100                |
| 2                  | 2.36                | 0.39         | 3.0                              | 40                            | 29.8                      | 0.50          | 100                |
| 2-1/2              | 2.87                | 0.56         | 4.5                              | 35                            | 29.8                      | 0.68          | 100                |
| 3                  | 3.50                | 0.59         | 6.0                              | 35                            | 29.8                      | 1.00          | 100                |
| 4                  | 4.63                | 0.65         | 8.0                              | 30                            | 29.8                      | 1.52          | 100                |
| 6                  | 6.85                | 0.87         | 11.0                             | 30                            | 28.0                      | 3.10          | 50,100             |
| 8                  | 9.04                | 0.91         | 16.0                             | 30                            | 28.0                      | 5.38          | 25                 |
| 10                 | 11.26               | 1.02         | 30.0                             | 30                            | 28.0                      | 8.88          | 20                 |



\* Over flexing or repeated flexing of hose within 18" of fitting is a common cause of hose failure. Installing a 12"-14" section of our Banding Coil at the end of the hose should be considered. **Kanaflex will not be responsible for damage to hose due to over flexing.**

# Kanaflo U 113UVCLBK

All weather suction and discharge hose



**Temp. Range:** -13°F to 140°F

**Applications:** Economical heavy-duty water suction hose, air seeder hose and abrasion resistant.

**Construction:** Flexible PVC blended with polyurethane, rigid PVC helix, smooth bore, smooth O.D.

**Note:** Not a food-grade hose

## AVAILABLE SIZES

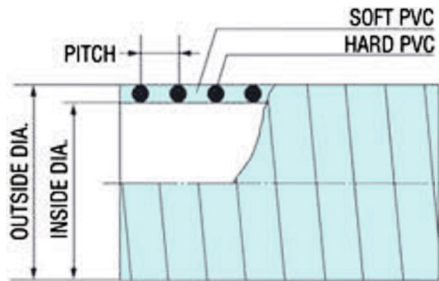
| Inside Dia. Inches | Outside Dia. Inches | Pitch Inches | Minimum Bend Radius 72°F, Inches | Working Pressure 72°F, P.S.I. | Vacuum Rating 72°F, In Hg | Weight Lbs/Ft | Standard Length Ft |
|--------------------|---------------------|--------------|----------------------------------|-------------------------------|---------------------------|---------------|--------------------|
| 1                  | 1.25                | 0.22         | 1.9                              | 86                            | 29.8                      | 0.25          | 100                |
| 1-1/4              | 1.47                | 0.26         | 3.0                              | 80                            | 29.8                      | 0.25          | 100                |
| 1-1/2              | 1.77                | 0.30         | 4.0                              | 70                            | 29.8                      | 0.39          | 100                |
| 1-3/4              | 2.00                | 0.30         | 4.5                              | 65                            | 29.8                      | 0.48          | 100                |
| 2                  | 2.30                | 0.33         | 5.0                              | 65                            | 29.8                      | 0.63          | 100                |
| 2-1/2              | 2.84                | 0.37         | 6.0                              | 65                            | 29.8                      | 0.87          | 100                |
| 3                  | 3.35                | 0.37         | 8.0                              | 55                            | 29.8                      | 1.05          | 100                |



Suction & Discharge  
Cold Weather/Flexible  
Heavy-Duty  
Abrasion Resistance  
Petroleum  
Food Grade  
Duct  
Specialty  
Accessories

# Kanaflo 110 CL/110 GR (110 CL/110 GR)

Heavy-duty water suction and discharge hose



## SPECIFICATIONS

**Temp. Range:** -13°F to 140°F

**Applications:** Heavy-duty water suction hose

**Construction:** Flexible PVC, rigid PVC helix, smooth bore, smooth O.D.

**Note:** Not a food-grade hose

## AVAILABLE SIZES

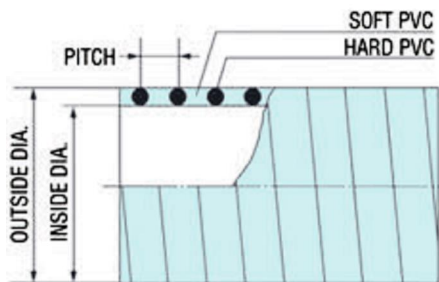
| Inside Dia. Inches | Outside Dia. Inches | Pitch Inches | Minimum Bend Radius 72°F, Inches | Working Pressure 72°F, P.S.I. | Vacuum Rating 72°F, In Hg | Weight Lbs/Ft | Standard Length Ft |
|--------------------|---------------------|--------------|----------------------------------|-------------------------------|---------------------------|---------------|--------------------|
| 3/4                | 0.95                | 0.22         | 1.9                              | 86                            | 29.8                      | 0.16          | 100                |
| 1                  | 1.25                | 0.22         | 1.9                              | 86                            | 29.8                      | 0.26          | 100                |
| 1-1/4              | 1.52                | 0.26         | 2.7                              | 79                            | 29.8                      | 0.37          | 100                |
| 1-1/2              | 1.81                | 0.30         | 2.8                              | 72                            | 29.8                      | 0.44          | 100                |
| 2                  | 2.38                | 0.33         | 3.9                              | 72                            | 29.8                      | 0.74          | 100                |
| 2-1/2              | 2.92                | 0.37         | 5.0                              | 72                            | 29.8                      | 1.01          | 100                |
| 3                  | 3.41                | 0.37         | 7.0                              | 62                            | 29.8                      | 1.21          | 100                |
| 4                  | 4.50                | 0.43         | 9.1                              | 55                            | 29.8                      | 2.01          | 100                |
| 5                  | 5.55                | 0.45         | 14.0                             | 33                            | 28.0                      | 2.45          | 50,100             |
| 6                  | 6.67                | 0.53         | 15.0                             | 33                            | 28.0                      | 3.37          | 50,100             |
| 8                  | 8.83                | 0.70         | 20.0                             | 28                            | 28.0                      | 5.80          | 25                 |



Suction & Discharge  
 Cold Weather/Flexible  
 Heavy-Duty  
 Abrasion Resistance  
 Petroleum  
 Food Grade  
 Duct  
 Specialty  
 Accessories

# Kanaflo 112 CL /112 AG (112 CL /112 AG)

Economical heavy-duty water suction and discharge hose



Suction & Discharge  
Cold Weather/Flexible  
Heavy-Duty  
Abrasion Resistance  
Petroleum  
Food Grade  
Duct  
Specialty  
Accessories

## SPECIFICATIONS

**Temp. Range:** -13°F to 140°F

**Applications:** Economical heavy-duty water suction hose, air seeder hose.

**Construction:** Flexible PVC, rigid PVC helix, smooth bore, smooth O.D.

**Note:** Not a food-grade hose

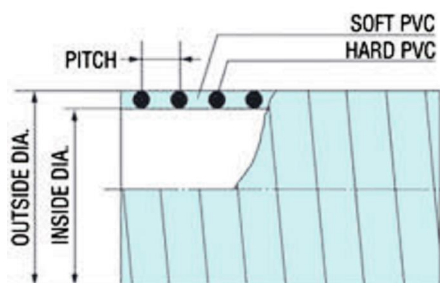
## AVAILABLE SIZES

| Inside Dia. Inches | Outside Dia. Inches | Pitch Inches | Minimum Bend Radius 72°F, Inches | Working Pressure 72°F, P.S.I. | Vacuum Rating 72°F, In Hg | Weight Lbs/Ft | Standard Length Ft |
|--------------------|---------------------|--------------|----------------------------------|-------------------------------|---------------------------|---------------|--------------------|
| 1-1/4              | 1.47                | 0.26         | 3.0                              | 80                            | 29.8                      | 0.29          | 100                |
| 1-1/2              | 1.77                | 0.30         | 4.0                              | 70                            | 29.8                      | 0.39          | 100                |
| 2                  | 2.30                | 0.33         | 5.0                              | 65                            | 29.8                      | 0.63          | 100                |
| 2-1/2              | 2.84                | 0.37         | 6.0                              | 65                            | 29.8                      | 0.87          | 100                |
| 3                  | 3.35                | 0.37         | 8.0                              | 55                            | 29.8                      | 1.05          | 100                |
| 4                  | 4.45                | 0.43         | 10.0                             | 50                            | 29.8                      | 1.80          | 100                |



# Kanaflo 114CL/114GR

Light weight water suction and discharge hose



## SPECIFICATIONS

**Temp. Range:** -13°F to 140°F

**Applications:** Light weight water suction

**Construction:** Flexible PVC, rigid PVC helix, smooth bore, smooth O.D.

**Note:** Not a food-grade hose

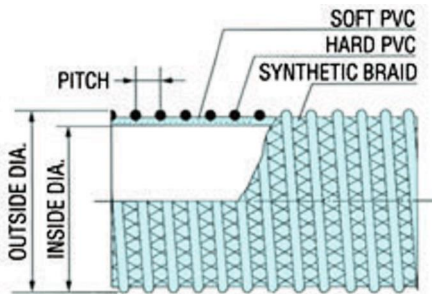
## AVAILABLE SIZES

| Inside Dia. Inches | Outside Dia. Inches | Pitch Inches | Minimum Bend Radius 72°F, Inches | Working Pressure 72°F, P.S.I. | Vacuum Rating 72°F, In Hg | Weight Lbs/Ft | Standard Length Ft |
|--------------------|---------------------|--------------|----------------------------------|-------------------------------|---------------------------|---------------|--------------------|
| 1-1/4              | 1.44                | 0.26         | 3.0                              | 65.0                          | 29.8                      | 0.23          | 100                |
| 1-1/2              | 1.69                | 0.30         | 4.0                              | 65.0                          | 29.8                      | 0.28          | 100                |
| 2                  | 2.24                | 0.33         | 5.0                              | 60.0                          | 29.8                      | 0.46          | 100                |
| 2-1/2              | 2.80                | 0.37         | 6.0                              | 60.0                          | 29.8                      | 0.66          | 100                |
| 3                  | 3.31                | 0.37         | 8.0                              | 50.0                          | 29.8                      | 0.81          | 100                |
| 4                  | 4.39                | 0.43         | 10.0                             | 45.0                          | 29.8                      | 1.43          | 100                |



# Kanaline Blue

**Heavy-duty water suction and discharge hose for applications requiring combined vacuum, higher working pressures, and increased flexibility**



Suction & Discharge  
Cold Weather/Flexible  
Heavy-Duty  
Abrasion Resistance  
Petroleum  
Food Grade  
Duct  
Specialty  
Accessories

## SPECIFICATIONS

**Temp. Range:** -40°F to 140°F

**Applications:** Heavy-duty suction and discharge with increased flexibility for use in colder environment applications, where more flexibility is desired, and liquid fertilizer

**Construction:** Flexible cold weather PVC, rigid PVC helix, synthetic braiding, smooth bore, corrugated O.D.

**Features:** Lightweight and flexible. External helix provides for easy drag. Rated for both suction and discharge. Clear sidewall permits visual check of material flow.

**Note:** Banding coil must be used for all sizes. Not a food-grade hose.

## AVAILABLE SIZES

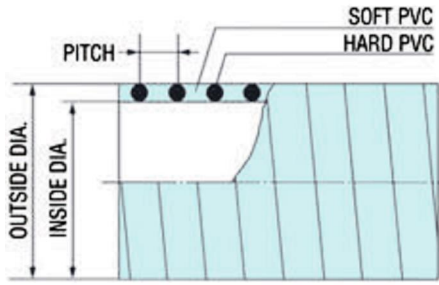
| Inside Dia. Inches | Outside Dia. Inches | Pitch Inches | Minimum Bend Radius 72°F, Inches | Working Pressure 72°F, P.S.I. | Vacuum Rating 72°F, In Hg | Weight Lbs/Ft | Standard Length Ft |
|--------------------|---------------------|--------------|----------------------------------|-------------------------------|---------------------------|---------------|--------------------|
| 1-1/2              | 2.10                | 0.37         | 2.0                              | 75                            | 28.0                      | 0.47          | 60,100             |
| 2                  | 2.60                | 0.43         | 3.0                              | 70                            | 28.0                      | 0.70          | 60,100             |
| 3                  | 3.70                | 0.59         | 5.0                              | 70                            | 28.0                      | 1.13          | 60,100             |
| 4                  | 4.80                | 0.63         | 7.0                              | 60                            | 28.0                      | 1.74          | 60,100             |
| 6                  | 7.30                | 0.98         | 9.0                              | 50                            | 28.0                      | 3.88          | 60,100             |
| 8                  | 9.50                | 1.07         | 15.0                             | 40                            | 28.0                      | 5.54          | 15,20,25,40        |
| 10                 | 11.63               | 1.22         | 24.5                             | 30                            | 28.0                      | 8.68          | Not stock item     |



\* Over flexing or repeated flexing of hose within 18" of fitting is a common cause of hose failure. Installing a 12"-14" section of our Banding Coil at the end of the hose should be considered. **Kanaflex will not be responsible for damage to hose due to over flexing.**

# Kanaflo Blue (116 Blue)

Heavy-duty water suction and discharge hose



## SPECIFICATIONS

**Temp. Range:** -40°F to 140°F

**Applications:** Heavy-duty water suction and discharge hose with increased flexibility

**Construction:** Flexible PVC, rigid PVC helix, smooth bore, smooth O.D.

**Note:** Not a food-grade hose

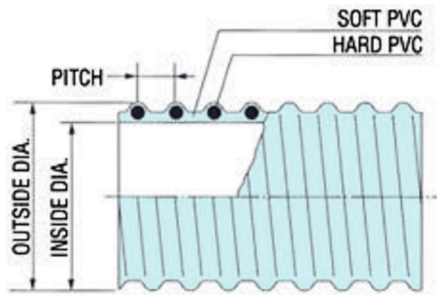
## AVAILABLE SIZES

| Inside Dia. Inches | Outside Dia. Inches | Pitch Inches | Minimum Bend Radius 72°F, Inches | Working Pressure 72°F, P.S.I. | Vacuum Rating 72°F, In Hg | Weight Lbs/Ft | Standard Length Ft |
|--------------------|---------------------|--------------|----------------------------------|-------------------------------|---------------------------|---------------|--------------------|
| 1                  | 1.25                | 0.22         | 1.5                              | 70                            | 29.8                      | 0.25          | 100                |
| 1-1/2              | 1.78                | 0.30         | 2.5                              | 56                            | 29.8                      | 0.38          | 100                |
| 2                  | 2.33                | 0.33         | 3.0                              | 50                            | 29.8                      | 0.64          | 100                |
| 3                  | 3.38                | 0.37         | 6.0                              | 50                            | 29.8                      | 1.10          | 100                |
| 4                  | 4.46                | 0.43         | 10.0                             | 42                            | 29.8                      | 1.85          | 100                |
| 6                  | 6.67                | 0.53         | 13.0                             | 28                            | 28.0                      | 3.37          | 50,100             |
| 8                  | 8.83                | 0.70         | 20.0                             | 21                            | 28.0                      | 5.80          | 25                 |



# Kanalite Blue (100 Blue)

Low temp general water suction and discharge hose



Suction & Discharge  
Cold Weather/  
Flexible  
Heavy-Duty  
Abrasion Resistance  
Petroleum  
Food Grade  
Duct  
Specialty  
Accessories

## SPECIFICATIONS

**Temp. Range:** -40°F to 140°F

**Applications:** General-duty low temperature water suction and discharge hose with increased flexibility

**Construction:** Cold weather PVC, rigid PVC helix, smooth bore, corrugated O.D.

**Features:** Lightweight with increased flexibility even at sub-zero temperatures. Clear sidewall permits visual check of material flow. External helix provides for easy drag.

**Accessories:** Banding coil, Powerlock clamp

**Note:** Not a food-grade hose

## AVAILABLE SIZES

| Inside Dia. Inches | Outside Dia. Inches | Pitch Inches | Minimum Bend Radius 72°F, Inches | Working Pressure 72°F, P.S.I. | Vacuum Rating 72°F, In Hg | Weight Lbs/Ft | Standard Length Ft |
|--------------------|---------------------|--------------|----------------------------------|-------------------------------|---------------------------|---------------|--------------------|
| 1                  | 1.25                | 0.30         | 1.5                              | 40                            | 29.0                      | 0.18          | 100                |
| 1-1/2              | 1.81                | 0.35         | 2.0                              | 35                            | 29.0                      | 0.35          | 100                |
| 2                  | 2.36                | 0.39         | 2.5                              | 27                            | 29.0                      | 0.50          | 100                |
| 3                  | 3.50                | 0.59         | 5.0                              | 25                            | 29.0                      | 1.00          | 100                |
| 4                  | 4.55                | 0.65         | 6.5                              | 20                            | 28.0                      | 1.52          | 100                |
| 6                  | 6.73                | 0.85         | 10.6                             | 20                            | 28.0                      | 3.10          | 50,100             |
| 8                  | 9.04                | 0.91         | 16.0                             | 20                            | 28.0                      | 5.38          | 25                 |

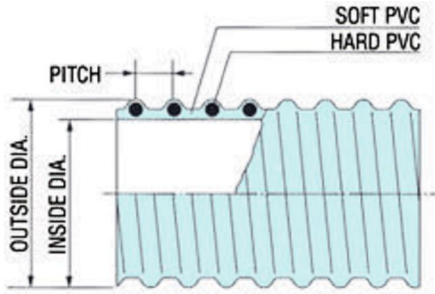


\* Over flexing or repeated flexing of hose within 18" of fitting is a common cause of hose failure. Installing a 12"-14" section of our Banding Coil at the end of the hose should be considered. **Kanaflex will not be responsible for damage to hose due to over flexing.**



# Kanalite CW (100 CWFLX)

Low temp general water suction and discharge hose



## SPECIFICATIONS

**Temp. Range:** -40°F to 140°F

**Applications:** General-duty low temperature water suction and discharge hose with increased flexibility

**Construction:** Cold weather PVC, rigid PVC helix, smooth bore, corrugated O.D.

**Features:** Lightweight with increased flexibility even at sub-zero temperatures. Clear sidewall permits visual check of material flow. External helix provides for easy drag.

**Accessories:** Banding coil, Powerlock clamp.

**Note:** Not a food-grade hose

## AVAILABLE SIZES

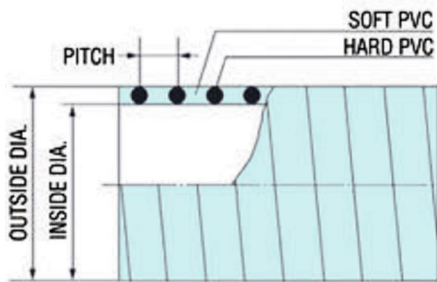
| Inside Dia. Inches | Outside Dia. Inches | Pitch Inches | Minimum Bend Radius 72°F, Inches | Working Pressure 72°F, P.S.I. | Vacuum Rating 72°F, In Hg | Weight Lbs/Ft | Standard Length Ft |
|--------------------|---------------------|--------------|----------------------------------|-------------------------------|---------------------------|---------------|--------------------|
| 3                  | 3.50                | 0.59         | 5.0                              | 25                            | 29.0                      | 1.00          | 100                |
| 4                  | 4.55                | 0.65         | 6.5                              | 20                            | 28.0                      | 1.52          | 100                |
| 5                  | 5.73                | 0.85         | 9.5                              | 20                            | 28.0                      | 2.50          | 50,100             |
| 6                  | 6.73                | 0.85         | 10.6                             | 20                            | 28.0                      | 3.10          | 50,100             |



\* Over flexing or repeated flexing of hose within 18" of fitting is a common cause of hose failure. Installing a 12"-14" section of our Banding Coil at the end of the hose should be considered. **Kanaflex will not be responsible for damage to hose due to over flexing.**

# Kanaflo 116 CL (116 CL)

Heavy-duty water suction and discharge hose



Suction & Discharge  
Cold Weather/Flexible  
Heavy-Duty  
Abrasion Resistance  
Petroleum  
Food Grade  
Duct  
Specialty  
Accessories

## SPECIFICATIONS

**Temp. Range:** -40°F to 140°F

**Applications:** Heavy-duty water suction and discharge hose with increased flexibility

**Construction:** Flexible PVC, rigid PVC helix, smooth bore, smooth O.D.

**Note:** Not a food-grade hose

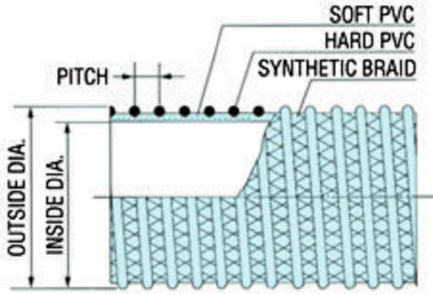
## AVAILABLE SIZES

| Inside Dia. Inches | Outside Dia. Inches | Pitch Inches | Minimum Bend Radius 72°F, Inches | Working Pressure 72°F, P.S.I. | Vacuum Rating 72°F, In Hg | Weight Lbs/Ft | Standard Length Ft |
|--------------------|---------------------|--------------|----------------------------------|-------------------------------|---------------------------|---------------|--------------------|
| 1                  | 1.25                | 0.22         | 1.5                              | 70                            | 29.8                      | 0.25          | 100                |
| 1-1/4              | 1.50                | 0.26         | 2.0                              | 70                            | 29.8                      | 0.30          | 100                |
| 1-1/2              | 1.78                | 0.30         | 2.5                              | 56                            | 29.8                      | 0.38          | 100                |
| 2                  | 2.33                | 0.33         | 3.0                              | 50                            | 29.8                      | 0.64          | 100                |
| 2-1/2              | 2.90                | 0.37         | 4.5                              | 50                            | 29.8                      | 0.90          | 100                |
| 3                  | 3.38                | 0.37         | 6.0                              | 50                            | 29.8                      | 1.10          | 100                |
| 4                  | 4.46                | 0.43         | 10.0                             | 42                            | 29.8                      | 1.85          | 100                |
| 5                  | 5.55                | 0.45         | 12.5                             | 28                            | 28.0                      | 2.47          | 50,100             |
| 6                  | 6.67                | 0.53         | 13.0                             | 28                            | 28.0                      | 3.37          | 50,100             |
| 8                  | 8.83                | 0.70         | 20.0                             | 21                            | 28.0                      | 5.80          | 25                 |



# Kanaline CW

**Heavy-duty water suction and discharge hose for applications requiring combined vacuum, higher working pressures, and increased flexibility**



## SPECIFICATIONS

**Temp. Range:** -40°F to 140°F

**Applications:** Heavy-duty suction and discharge with increased flexibility for use in colder environment applications, where more flexibility is desired, and liquid fertilizer

**Construction:** Flexible cold weather PVC, rigid PVC helix, synthetic braiding, smooth bore, corrugated O.D.

**Features:** Lightweight and flexible. External helix provides for easy drag. Rated for both suction and discharge. Clear sidewall permits visual check of material flow.

**Note:** Not a food-grade hose. Banding coil must be used for all sizes.

## AVAILABLE SIZES

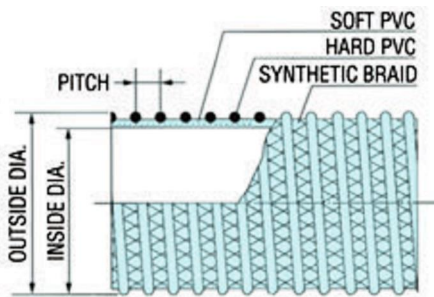
| Inside Dia. Inches | Outside Dia. Inches | Pitch Inches | Minimum Bend Radius 72°F, Inches | Working Pressure 72°F, P.S.I. | Vacuum Rating 72°F, In Hg | Weight Lbs/Ft | Standard Length Ft |
|--------------------|---------------------|--------------|----------------------------------|-------------------------------|---------------------------|---------------|--------------------|
| 2                  | 2.60                | 0.43         | 3.0                              | 70                            | 28.0                      | 0.70          | 60,100             |
| 3                  | 3.70                | 0.59         | 5.0                              | 70                            | 28.0                      | 1.13          | 60,100             |
| 4                  | 4.78                | 0.63         | 7.0                              | 60                            | 28.0                      | 1.74          | 60,100             |
| 6                  | 7.2                 | 0.98         | 9.0                              | 50                            | 28.0                      | 3.88          | 60,100             |



\* Over flexing or repeated flexing of hose within 18" of fitting is a common cause of hose failure. Installing a 12"-14" section of our Banding Coil at the end of the hose should be considered. **Kanaflex will not be responsible for damage to hose due to over flexing.**

# Kanaline SR

**Water suction and discharge hose for heavy-duty applications requiring combined vacuum and higher working pressures**



Suction & Discharge  
Cold Weather/Flexible  
Heavy-Duty  
Abrasion Resistance  
Petroleum  
Food Grade  
Duct  
Specialty  
Accessories

## SPECIFICATIONS

**Temp. Range:** -13°F to 140°F

**Applications:** Heavy duty suction and discharge hose for use in fish suction and rental/construction pumping

**Construction:** Flexible PVC, rigid PVC helix, synthetic braiding, smooth bore, corrugated O.D.

**Features:** Lightweight and flexible. External helix provides for easy drag. Rated for both suction and discharge. Clear sidewall permits visual check of material flow.

**Note:** Not a food-grade hose. Banding coil must be used for 1-1/2", 2", 3", 4", 5" and 6" sizes.

## AVAILABLE SIZES

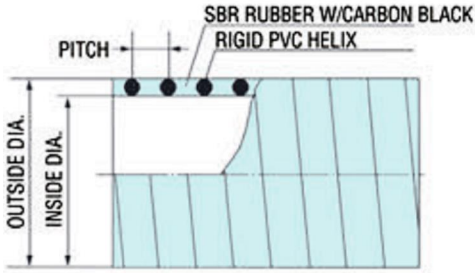
| Inside Dia. Inches | Outside Dia. Inches | Pitch Inches | Minimum Bend Radius 72°F, Inches | Working Pressure 72°F, P.S.I. | Vacuum Rating 72°F, In Hg | Weight Lbs/Ft | Standard Length Ft |
|--------------------|---------------------|--------------|----------------------------------|-------------------------------|---------------------------|---------------|--------------------|
| 1-1/2              | 2.1                 | 0.37         | 2.5                              | 110                           | 28.0                      | 0.47          | 60,100             |
| 2                  | 2.6                 | 0.43         | 4.0                              | 100                           | 28.0                      | 0.70          | 60,100             |
| 3                  | 3.7                 | 0.59         | 6.3                              | 100                           | 28.0                      | 1.13          | 60,100             |
| 4                  | 4.8                 | 0.65         | 7.1                              | 75                            | 28.0                      | 1.74          | 60,100             |
| 5                  | 6.1                 | 0.87         | 9.2                              | 70                            | 28.0                      | 2.90          | 60,100             |
| 6                  | 7.2                 | 0.93         | 10.2                             | 70                            | 28.0                      | 3.88          | 60,100             |
| 8                  | 9.5                 | 1.07         | 15.7                             | 60                            | 28.0                      | 5.54          | 15,20,25,40        |
| 10                 | 11.63               | 1.22         | 24.8                             | 40                            | 28.0                      | 8.68          | 15,20,25,40        |
| 12                 | 13.8                | 1.34         | 45.0                             | 28                            | 25.0                      | 10.30         | 20,40              |



\* Over flexing or repeated flexing of hose within 18" of fitting is a common cause of hose failure. Installing a 12"-14" section of our Banding Coil at the end of the hose should be considered. **Kanaflex will not be responsible for damage to hose due to over flexing.**

# KanaChem RS (220RS)

All weather suction and discharge hose



## SPECIFICATIONS

**Temp. Range:** -40°F to 140°F

**Applications:** Heavy-duty liquid suction hose for use in construction dewatering, liquid waste, cesspool cleaning, septic handling, agricultural applications and marine use

**Construction:** SBR rubber with static carbon black, rigid PVC helix, smooth bore, smooth O.D.

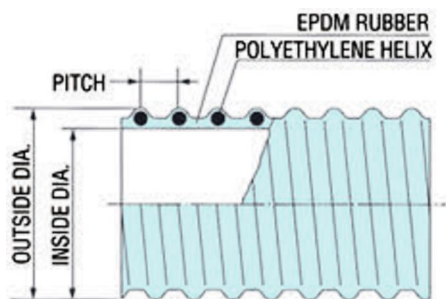
## AVAILABLE SIZES

| Inside Dia. Inches | Outside Dia. Inches | Pitch Inches | Minimum Bend Radius 72°F, Inches | Working Pressure 72°F, P.S.I. | Vacuum Rating 72°F, In Hg | Weight Lbs/Ft | Standard Length Ft |
|--------------------|---------------------|--------------|----------------------------------|-------------------------------|---------------------------|---------------|--------------------|
| 1-1/2              | 1.85                | 0.35         | 3.0                              | 50                            | 29.8                      | 0.50          | 100                |
| 2                  | 2.40                | 0.39         | 4.0                              | 50                            | 29.8                      | 0.74          | 100                |
| 2-1/2              | 2.99                | 0.56         | 5.0                              | 50                            | 29.8                      | 1.01          | 100                |
| 3                  | 3.50                | 0.59         | 6.0                              | 43                            | 29.8                      | 1.30          | 100                |
| 4                  | 4.57                | 0.65         | 9.0                              | 38                            | 29.8                      | 2.01          | 100                |
| 6                  | 6.69                | 0.87         | 15.0                             | 23                            | 28.0                      | 3.37          | 60,100             |



# KanaChem 300 (300GR/EPDM)

All weather suction and discharge hose



Suction & Discharge  
Cold Weather/Flexible  
Heavy-Duty  
Abrasion Resistance  
Petroleum  
Food Grade  
Duct  
Specialty  
Accessories

## SPECIFICATIONS

**Temp. Range:** -40°F to 140°F

**Applications:** Heavy-duty liquid suction hose for use in construction dewatering, liquid waste, cesspool cleaning, septic handling, agricultural applications and marine use.


**Construction:** EPDM rubber, polyethylene helix, smooth bore, corrugated O.D.

**Features:** Lightweight and flexible. External helix provides for easy drag. Resistant to agricultural chemicals.

**Note:** Hose available with red, blue, yellow, and black helix with 500 ft. minimum order.

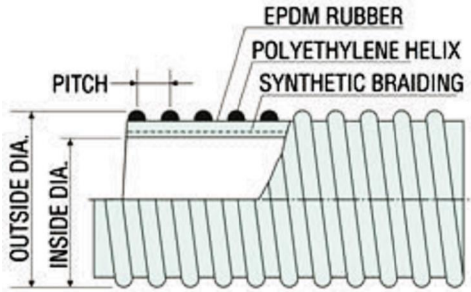
## AVAILABLE SIZES

| Inside Dia. Inches | Outside Dia. Inches | Pitch Inches | Minimum Bend Radius 72°F, Inches | Working Pressure 72°F, P.S.I. | Vacuum Rating 72°F, In Hg | Weight Lbs/Ft | Standard Length Ft |
|--------------------|---------------------|--------------|----------------------------------|-------------------------------|---------------------------|---------------|--------------------|
| 1                  | 1.34                | 0.30         | 1.9                              | 50                            | 29.8                      | 0.23          | 100                |
| 1-1/4              | 1.7                 | 0.33         | 3.2                              | 50                            | 29.8                      | 0.34          | 100                |
| 1-1/2              | 2.0                 | 0.35         | 3.2                              | 50                            | 29.8                      | 0.40          | 100                |
| 2                  | 2.5                 | 0.39         | 5.2                              | 50                            | 29.8                      | 0.67          | 100                |
| 2-1/2              | 3.1                 | 0.56         | 5.6                              | 50                            | 29.8                      | 0.92          | 100                |
| 3                  | 3.6                 | 0.59         | 7.1                              | 43                            | 29.8                      | 1.10          | 100                |
| 4                  | 4.7                 | 0.65         | 11.0                             | 38                            | 29.8                      | 1.84          | 100                |
| 6                  | 6.9                 | 0.87         | 20.0                             | 23                            | 28.0                      | 3.07          | 60,100             |



# KanaChem 390 (390 SD)

All weather suction and discharge hose



## SPECIFICATIONS

**Temp. Range:** -40°F to 140°F

**Applications:** Suction and discharge of liquids in the construction, rental and agricultural industries such as agricultural chemicals, liquid fertilizers and dewatering

**Construction:** EPDM rubber, polyethylene helix, synthetic braiding, smooth bore, corrugated O.D.

**Features:** Lightweight and flexible. Rated for both suction and discharge. External helix provides for easy drag. Resistant to agricultural chemicals. Durable in construction applications.

## AVAILABLE SIZES

| Inside Dia. Inches | Outside Dia. Inches | Pitch Inches | Minimum Bend Radius 72°F, Inches | Working Pressure 72°F, P.S.I. | Vacuum Rating 72°F, In Hg | Weight Lbs/Ft | Standard Length Ft |
|--------------------|---------------------|--------------|----------------------------------|-------------------------------|---------------------------|---------------|--------------------|
| 1-1/4              | 1.8                 | 0.39         | 3.0                              | 100                           | 29.8                      | 0.45          | 60,100             |
| 1-1/2              | 2.1                 | 0.43         | 3.0                              | 100                           | 29.8                      | 0.50          | 60,100             |
| 2                  | 2.6                 | 0.47         | 5.0                              | 100                           | 29.8                      | 0.73          | 60,100             |
| 3                  | 3.7                 | 0.59         | 7.0                              | 90                            | 29.8                      | 1.25          | 60,100             |

